



Sparkasse app: Initial setup and options

www.spk-vorpommern.de/hilfe



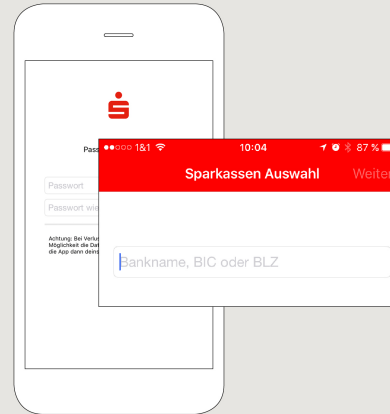
Please have your online banking login details ready. The Sparkasse app and the S-pushTAN app for TAN generation are ideally matched so we recommend using them together. The following instructions apply to the iOS operating system. The procedure may vary slightly for other mobile phone operating systems.

1 Download the **Sparkasse app** from the App Store onto your smartphone.

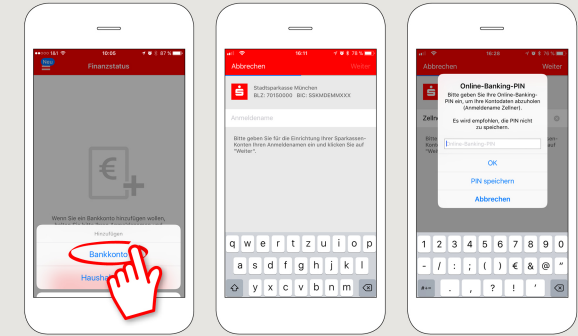


Note: To receive messages directly in the app, enable push notifications.

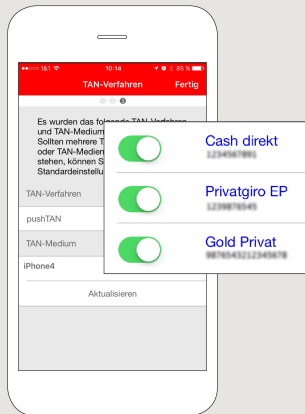
2 To set up the app, you must first enter a personal password and enter your bank's BIC/sorting code.



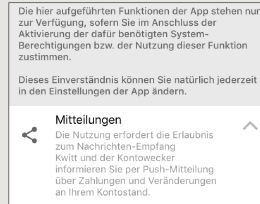
3 Enter your account number. This completes the app's initial setup.



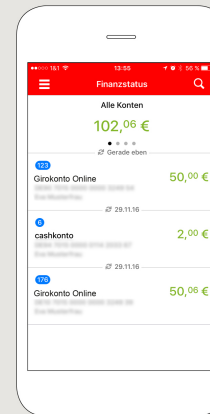
4 All accounts belonging to this online banking agreement are now accessible using the app. Security procedures are automatically applied.



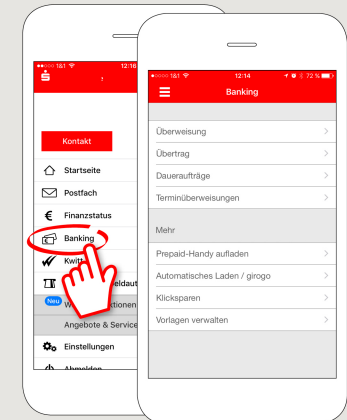
5 We recommend that you enable the receipt of push notifications.



In the next step you get a **financial overview** of your accounts.



6 In the menu under "Banking", you will find options for payment transactions, prepaid mobile phone refills (Prepaid-Handy aufladen), automatic draft for girogo (automatisches Laden für girogo) and Klicksparen.



DO YOU HAVE ANY QUESTIONS?

Central service call number: You can contact us under 03834 55 77 888 Mon – Fri from 8:30 am to 8 pm and Sat from 9 am to 2 pm.

Further information is available at: www.spk-vorpommern.de/hilfe

Sparkasse app: Initial setup and options

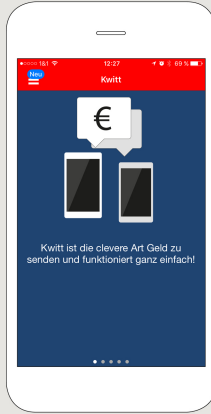
www.spk-vorpommern.de/hilfe



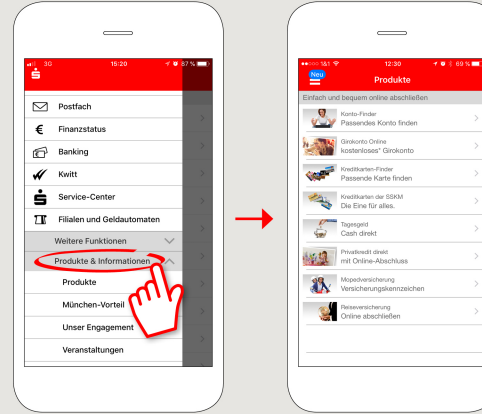
Please have your online banking login details ready. The Sparkasse app and the S-pushTAN app for TAN generation are ideally matched so we recommend using them together. The following instructions apply to the iOS operating system. The procedure may vary slightly for other mobile phone operating systems.

7 **Kwitt** enables you to easily and securely send and request money. All you need is the recipient's mobile phone number.

How it works: Tap **"Kwitt"** in the menu. Select the required person from your contact list. Enter the amount you wish to send or request. Up to €30 can be sent without requiring a TAN.

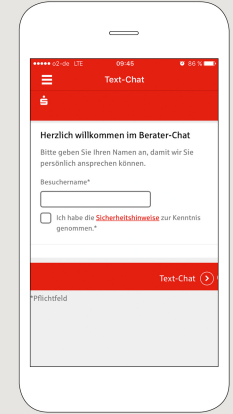


8 Under **Products & Information ("Produkte & Informationen")** you will find products available from the Stadtsparkasse München as well as current offers and promotions.



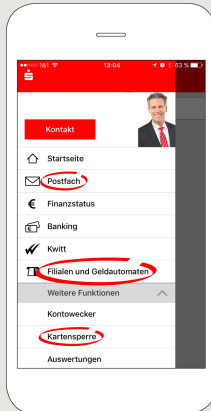
9 Under **Contact ("Kontakt")** → **"Chat"** you can communicate with service personnel during opening times to quickly clarify any queries.

Just enter your name and start the chat.

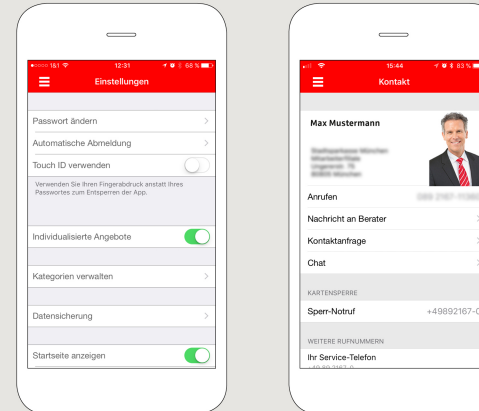


10 The menu also has options for **branch and ATM searches (Filial- und Geldautomaten-Suche)** and accessing your **inbox (Postfach)**.

If you need to urgently **block a card (Kartensperre)**, you will find the telephone number under **additional features ("Weitere Funktionen")**.



11 The app's menu displays an image of your personal service contact. Tap the image to display contact details. You can then contact the person quickly and easily whenever required.



DO YOU HAVE ANY QUESTIONS?

Central service call number: You can contact us under 03834 55 77 888 Mon – Fri from 8:30 am to 8 pm and Sat from 9 am to 2 pm.

Further information is available at: www.spk-vorpommern.de/hilfe